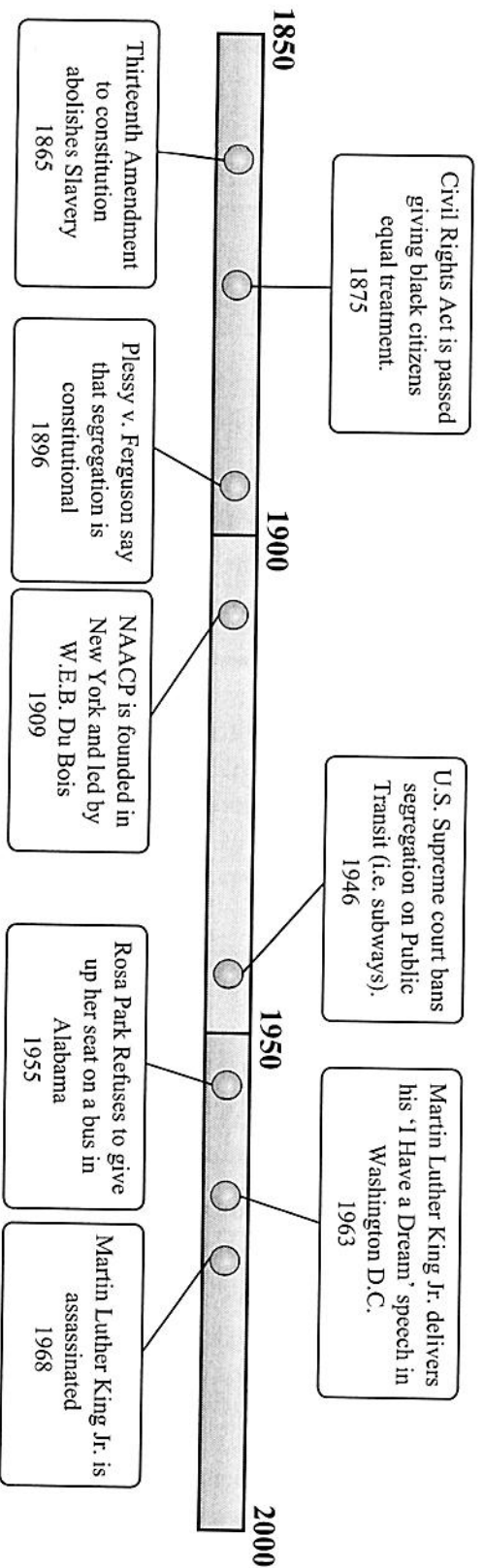




Use the timeline to answer the questions.

The Civil Rights Movement

Answers



- Which happened earlier? A. Rosa Parks refuses to give up her seat or B. Martin Luther King Jr. gives his speech _____
- How many years after slavery was abolished was the civil rights act passed? _____
- What year was the NAACP founded? _____
- What year was segregation banned on Public Transits? _____
- What is the span (number of years shown) of this timeline? _____
- What year was segregation made constitutional? _____
- What year was the Civil Rights Act passed? _____
- Barack Obama was elected president in 2008. Could this event be shown on this timeline? (Yes / No)
- What event happened in 1968? _____
- Who delivered the speech 'I have a Dream'? _____

1. _____

2. _____

3. _____

4. _____

5. _____

6. _____

7. _____

8. _____

9. Use Line

10. Use Line

Great Minds: African American Inventors

African American inventors have a large place in American history. They have contributed ideas and inventions to areas such as agriculture, mechanics, medicine and electronics.

Thomas Jennings

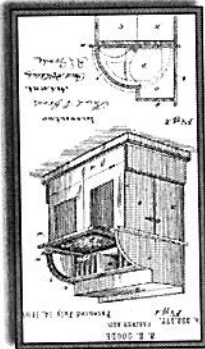
1791-1859

The first African American to receive a patent, Thomas Jennings invented a way to dry clean clothes. He was awarded a patent in 1821. He was a wealthy businessman and used the money from his business and invention for anti-slavery activities.

One of the first African American women to receive a patent, Sarah Goode invented a cabinet bed. The bed would fold into a desk when not being used, to save space.

Sarah E. Goode


about 1855 - 1905



George Washington Carver

1864-1943

George Washington Carver discovered uses for farm crops, such as peanuts and sweet potatoes. He also developed new ways to improve the soil for farming.



Otis Boykin

1920-1982

Otis Boykin invented over 25 electronic devices for computers, radios and guided missiles. He is best known for inventing a control unit for an artificial heart.

Frederick McKinley Jones

1893-1961

Frederick Jones invented the refrigeration truck. Over his life he received over 60 patents. He was admitted into the National Inventors Hall of Fame.

Charles R. Drew, M.D.

1904-1950

Dr. Drew improved the ways of donating and storing blood and also developed methods for safe collection in blood banks during World War II.



Find the Secret Word

Fill in the blanks to make complete records. Then use the code sentence to find the secret word.

MA_Y PE_PL_3 HA_E B_15 IGH_8_4 DEAS.

4_6_9_3_6_8_12_15

Who Was It?

Who was the first African American inventor to get a patent?

Who improved blood storage and donation methods?

Who discovered uses for peanuts and sweet potatoes?

Cursive Practice

Name: _____



Write the letter on the lines.

A

a

Write each letter pair.

as ay an ba ga la

Write each word.

ask arm bear tan mat

Write the sentence twice.

Adam asked Anna for an apple.



Cursive Practice

Name: _____



Write the letter on the lines.

B

b

Write each letter pair.

be bl br ob ib ab

Write each word.

bear bib brake table job cub

Write the sentence twice.

Bobby bought a ball for the baby.





Creative Writing



Feelings

Complete the sentences below.



1. One thing that makes me feel happy is _____

2. When I'm sad something that makes me feel better is _____

3. Being around my friends and family makes me feel _____

4. I get really scared when _____


5. When I feel hungry I eat _____

6. When I'm bored I like to _____

7. I feel really silly when _____




Creative Writing



Animals

Complete the sentences below.



1. My favorite animal is _____ because

2. My favorite animal loves to eat _____

3. My favorite animal lives in _____


4. The colors of my favorite animal are _____



5. The coolest thing my favorite animal can do is _____

6. I like to visit the zoo with _____

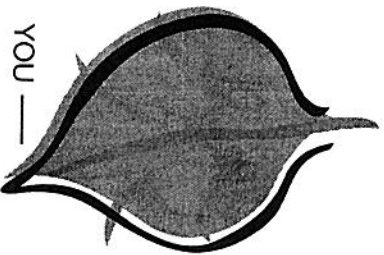
7. One activity I can do with a pet is _____



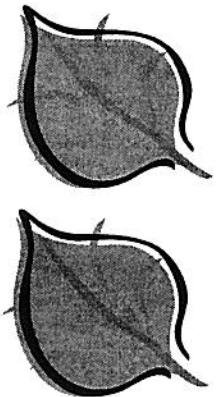
My Family
Tree

My Family Tree


Do you know you have a family tree? Family trees are interesting and fun, and always growing. Once you make the tree, you will be able to easily see how everyone is related. So what does your family tree look like? To find out, write the names of your family members on the leaves. Be sure to use the maiden names of the moms. If you can, include the birth place and birthday for everyone. Place the leaves on the tree in their family groups. See this sample tree for an idea about how to organize your tree. If you have a small family, just throw away the leaves you don't use. If you have a large family, print an extra page of leaves.




YOU —





— Your Siblings —





— Your Father —





— Your Mother —






— Paternal Aunts/Uncles —







— Maternal Aunts/Uncles —




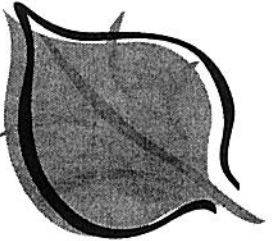
— Paternal Cousins —



— Maternal Cousins —



— Paternal Grandparents —



— Maternal Grandparents —

